



lumini Solucoes em Iluminacao LTDA
www.lumini.com.br
Email: laboratorio@lumini.com.br
Tel: +55 11 3437-5555 Fax: +55 11 3437-5555
Address: Rua Ferreira Viana, 716 - Socorro - São Paulo/SP

lumini

LumCAT:

Luminaire: mikro flex c fa

LampCAT: modulo led 1W 30K irc 90

Ballast type: led driver 350mA

Report No:

Voltage(V): 127.1900

Test No:

Current(A): 0.0300

Number of Lamps: 1

Power (W): 1.4770

Lamp flux(lm): 135.0

PF: 0.3890

Length(mm): 20

Width(mm): 20

Phm Type: C

Height(mm): 0

Photometric Results

Lumens(lm): 89.27, Efficiency(%): 66.13% , Luminous Efficacy(lm/W): 60.44

Central intensity(cd): 143.509, Maximum intensity(cd): 143.509

Angle of maximum intensity: $C=0.0$ $\gamma=0.0$

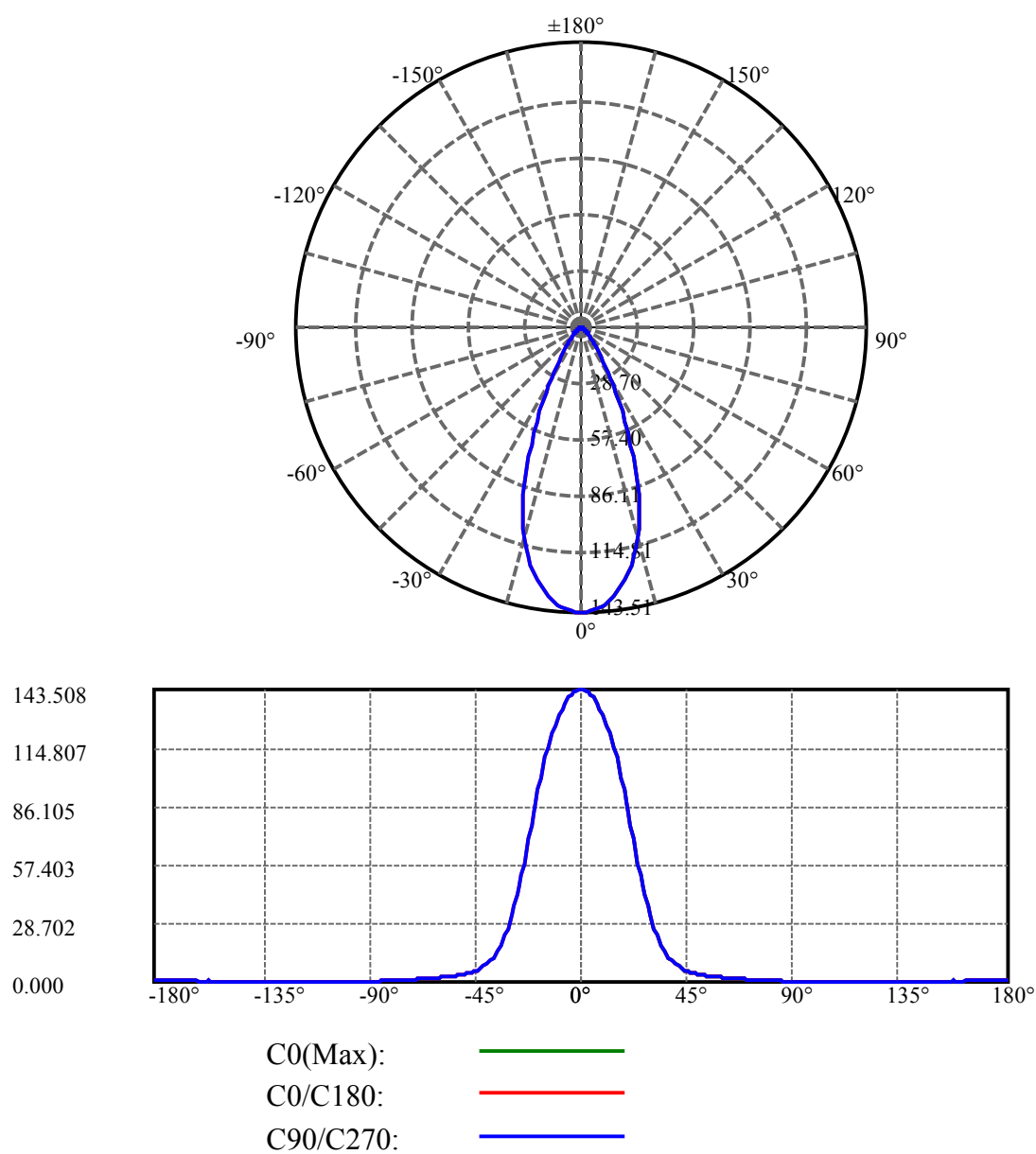
Beam angle of C0 plane : 43.44

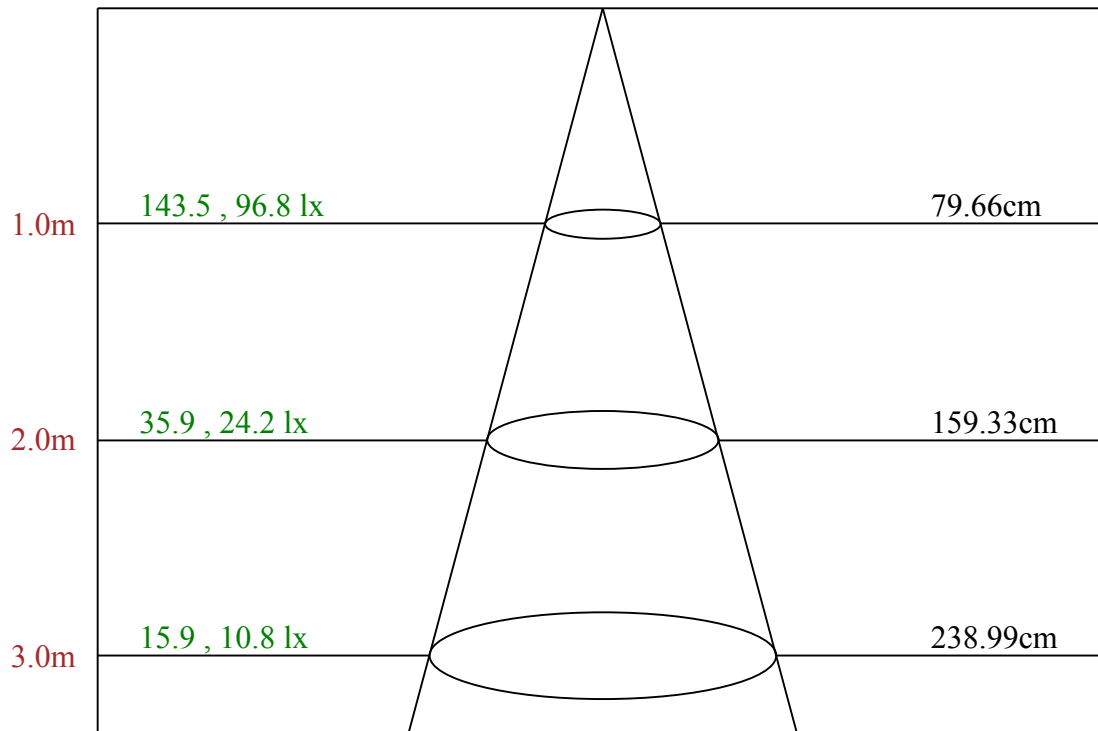
Average BeamAngle(IEC 61341): 43.44

Equipment: equipamento lumini
Temperature(°C): 26.4

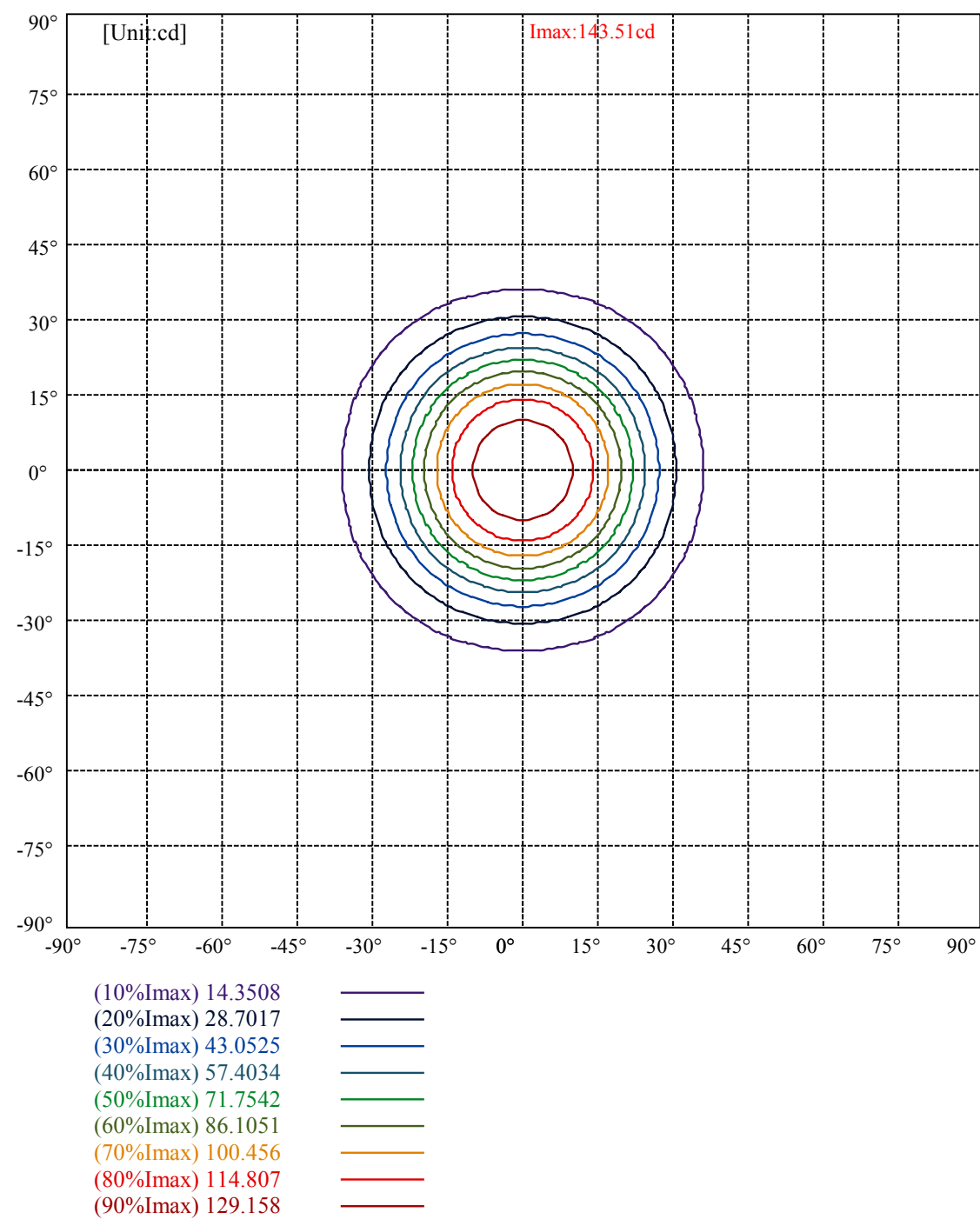
Date: 27/02/2025
Humidity(%): 60.0%

Operator: 01
Distance(m): 6.90





Max , Ave Beam angle of C0 plane 43.44



lumini

Luminance Limiting Curve(no luminous side)

Appendix Page: 5 Total:6

Luminance Table

γ	45	50	55	60	65	70	75	80	85
C0	18537	14050	12010	10980	10139	9396	8623	9682	11779
C45	18537	14050	12010	10980	10139	9396	8623	9682	11779
C90	18537	14050	12010	10980	10139	9396	8623	9682	11779

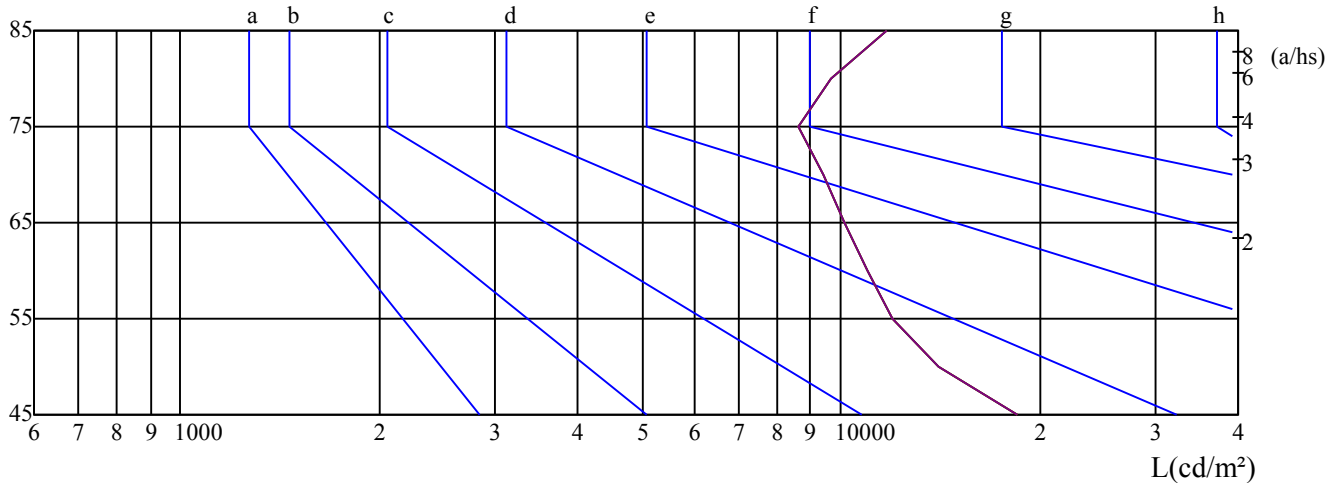
L(Hor)(65)	L(Ver)(65)	L45(65)	L(Hor)(75)	L(Ver)(75)	L45(75)	L(Hor)(85)	L(Ver)(85)	L45(85)
10139	10139	10139	8623	8623	8623	11779	11779	11779

Glare Table

Glare	Quality	Service Values Illuminance(lx)							
1.15	A	2000	1000	500	≤ 300				
1.5	B		2000	1000	500	≤ 300			
1.85	C			2000	1000	500	≤ 300		
2.2	D				2000	1000	500	≤ 300	
2.55	E					2000	1000	500	≤ 300
		a	b	c	d	e	f	g	h

Luminance Limiting Curve

$\gamma(^{\circ})$



C0 ———

C45 ———

C90 ———

Equipment: equipamento lumini
Temperature($^{\circ}$ C): 26.4

Date: 27/02/2025
Humidity(%): 60.0%

Operator: 01
Distance(m): 6.90

Illumination assessment according UGR											
Rf of Ceiling		70	70	50	50	30	70	70	50	50	30
Rf of Wall		50	30	50	30	30	50	30	50	30	30
Rf of Floor		20	20	20	20	20	20	20	20	20	20
Room dimensions		Viewed crosswise					Viewed endwise				
X	Y										
2H	2H	19.39	20.41	19.79	20.77	21.15	19.77	20.79	20.18	21.15	21.53
	3H	20.13	21.04	20.56	21.43	21.83	20.27	21.18	20.69	21.56	21.97
	4H	20.51	21.35	20.95	21.75	22.18	20.45	21.30	20.89	21.70	22.12
	6H	20.87	21.65	21.33	22.07	22.52	20.69	21.46	21.15	21.89	22.34
	8H	21.03	21.77	21.49	22.20	22.66	20.79	21.54	21.26	21.97	22.43
	12H	21.21	21.91	21.68	22.35	22.82	20.83	21.53	21.29	21.97	22.44
4H	2H	19.56	20.41	20.00	20.81	21.23	19.89	20.74	20.34	21.14	21.56
	3H	20.52	21.23	20.98	21.67	22.14	20.58	21.29	21.05	21.73	22.20
	4H	21.09	21.70	21.57	22.17	22.67	20.94	21.56	21.42	22.02	22.52
	6H	21.57	22.12	22.08	22.61	23.11	21.29	21.84	21.80	22.33	22.84
	8H	21.83	22.33	22.35	22.83	23.36	21.49	22.00	22.02	22.50	23.02
	12H	22.12	22.58	22.64	23.08	23.65	21.60	22.07	22.13	22.56	23.13
8H	4H	21.25	21.75	21.77	22.25	22.78	21.12	21.62	21.64	22.12	22.64
	6H	21.90	22.32	22.45	22.84	23.40	21.65	22.06	22.19	22.58	23.14
	8H	22.32	22.67	22.89	23.23	23.78	21.99	22.34	22.56	22.90	23.45
	12H	22.74	23.02	23.32	23.57	24.14	22.18	22.46	22.76	23.01	23.58
12H	4H	21.26	21.73	21.79	22.22	22.79	21.13	21.60	21.66	22.09	22.66
	6H	22.01	22.36	22.58	22.92	23.47	21.77	22.12	22.33	22.68	23.22
	8H	22.44	22.72	23.02	23.27	23.84	22.12	22.40	22.70	22.95	23.52
Variation with the observer position at spacings:											
S = 1.0H		2.0/-1.4					2.0/-1.4				
S = 1.5H		3.2/-1.5					3.2/-1.5				
S = 2.0H		4.5/-1.5					4.5/-1.5				
Standard tables:		BK3					BK3				
Uncorrected UGR		1.9					1.9				

依据CIE Publ. 117 计算 UGR, S/H = 0.25